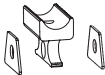
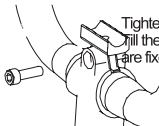


Brompton Mount

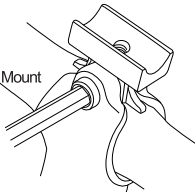
TRP1430



Sheets are used on both sides of the mount



Tighten the screw
until the handle bar and the Mount
are fixed



**Adjust the quantities of the sheets if needed