

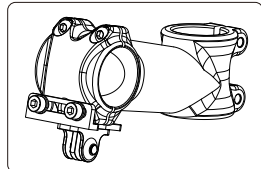
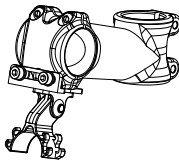
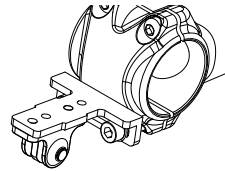
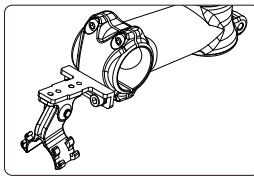
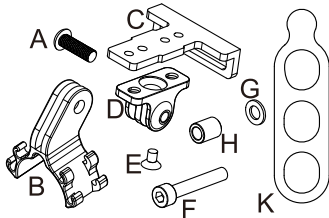
Concealed Light Stand

隱藏式灯架

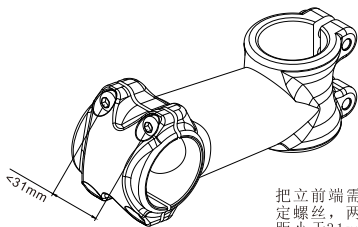
TRP1658 / 1659

PARTS INDEX

配件表:
 A 1pcs
 B 1pcs
 C 1pcs
 D 1pcs
 E 2pcs
 F 2pcs
 G 4pcs
 H 4pcs
 K 1pcs



1 4



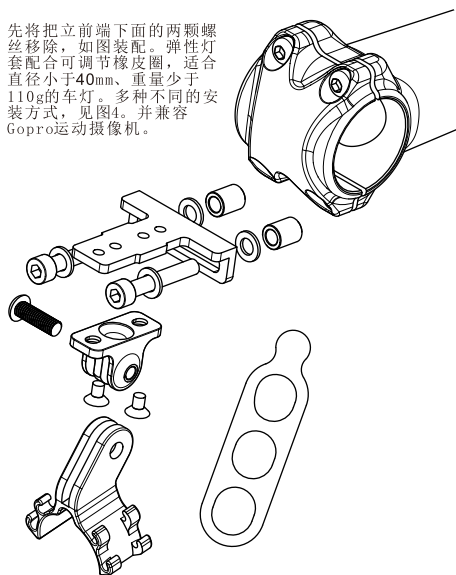
把立前端需自帶4顆5mm固定螺絲，兩螺絲水平中心距小於31mm。

The stem will be installed must have four 5mm bolts in front.
 The upper or lower central distance of two bolts must less than 31mm.



2 5

先將把立前端下面的兩顆螺絲移除，如圖裝配。彈性灯套配合可調節橡皮圈，適合直徑小於40mm、重量少於110g的車灯。多種不同的安裝方式，見圖4。并兼容GoPro运动摄像机。



Remove the upper or lower bolts on the stem before install.
 Assembly as the figure. Flexible light bracket for the light diameter less than 40mm and weight less than 110g.
 Different kinds of installation methods. As figure 4.
 Compatible with GoPro.

3

TRIGO

Add More Function

INSTALLATION GUIDE

码表/车灯支架安装说明
 Light and Computer Stand



扫一扫输入型号 看说明

www.trigogear.com